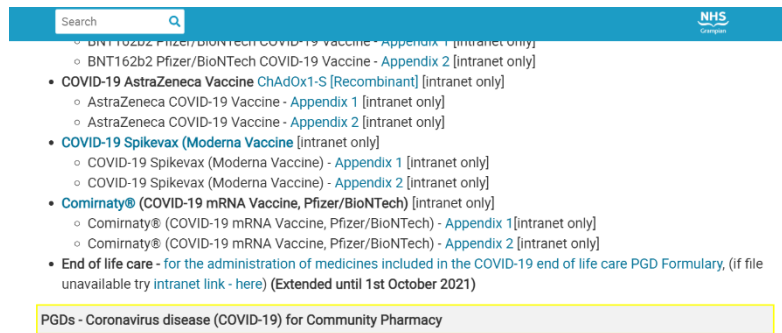
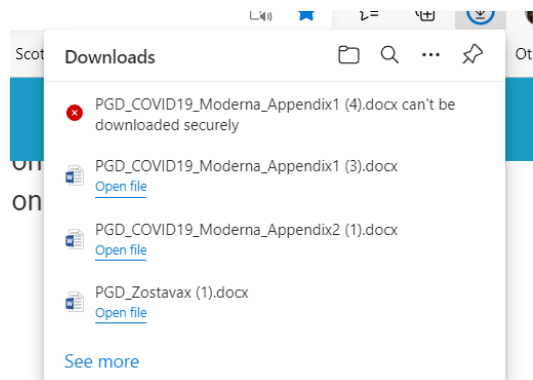


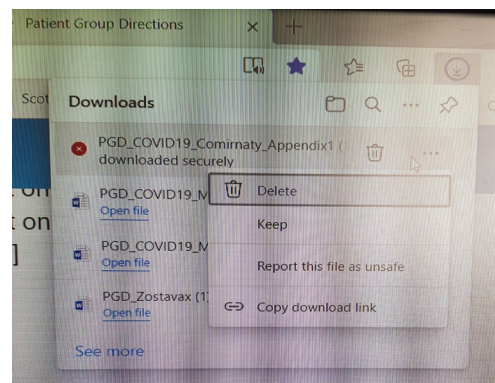
Access the NHSG GMM website and navigate to the desired file and click to open.



When you click you will see the below pop up window appear (a) in the right hand corner, you will see a red X against the file you were trying to open and it will say 'can't be downloaded securely'. Hover over the file and you will see a dust bin icon and 3 dots at the end. Click on the dots and it will pop up 'more actions' see (b) below.

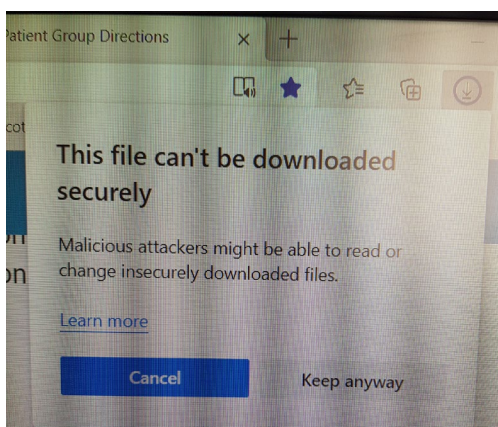


(a)

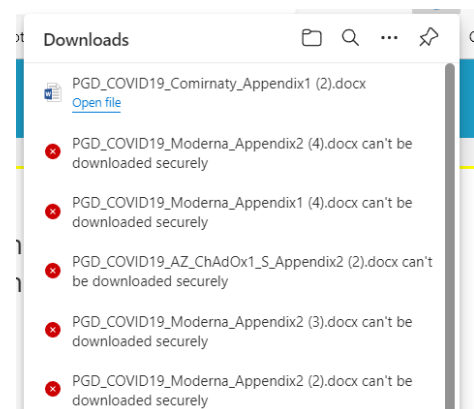


(b)

A new drop down list appears as in the above picture (b). Scroll down to 'keep' and click to select it. Another pop up box will appear as below (c) and you will have two choices to either 'cancel' or to 'keep anyway'. Click 'keep anyway'. You will now see the file with 'open file' underneath it and you will now be able to open the file, see (d) below.



(c)



(d)